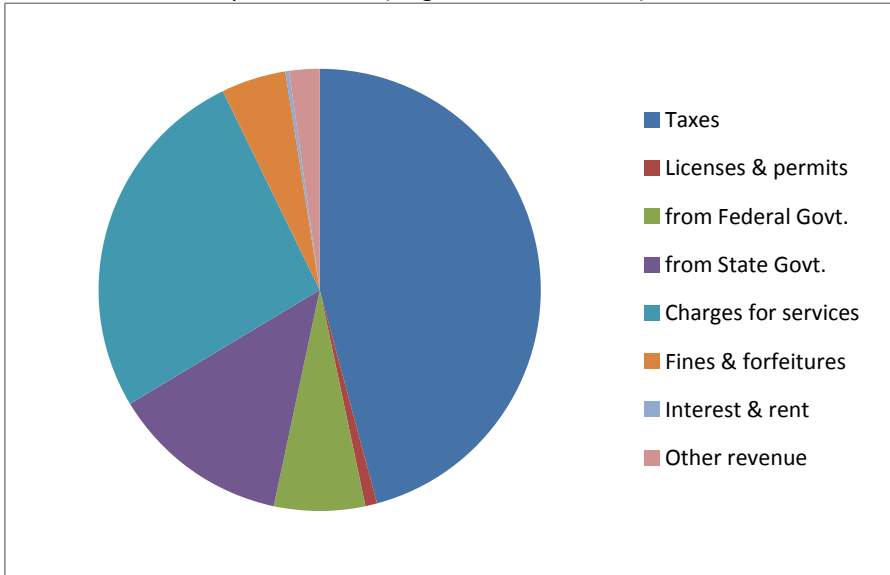


CITIZENS' GUIDE TO LOCAL UNIT FINANCES - City of Oak Park

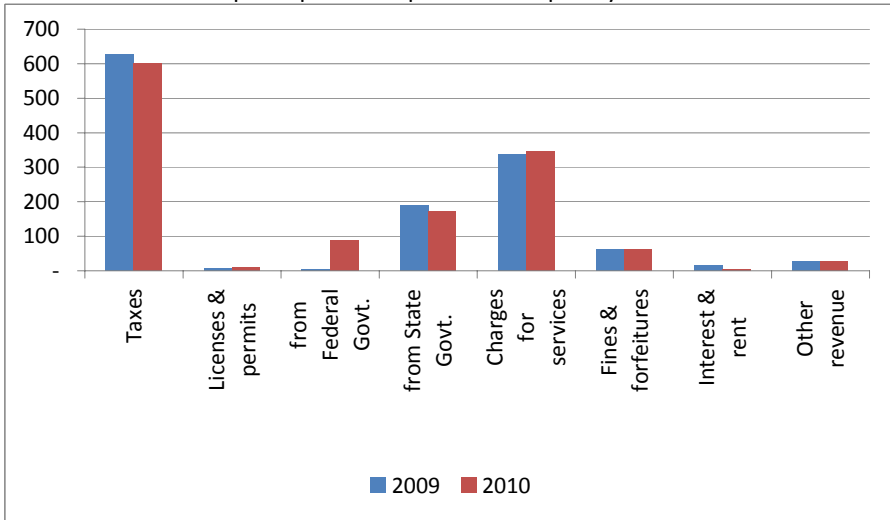
1. Where our money comes from (all governmental funds)



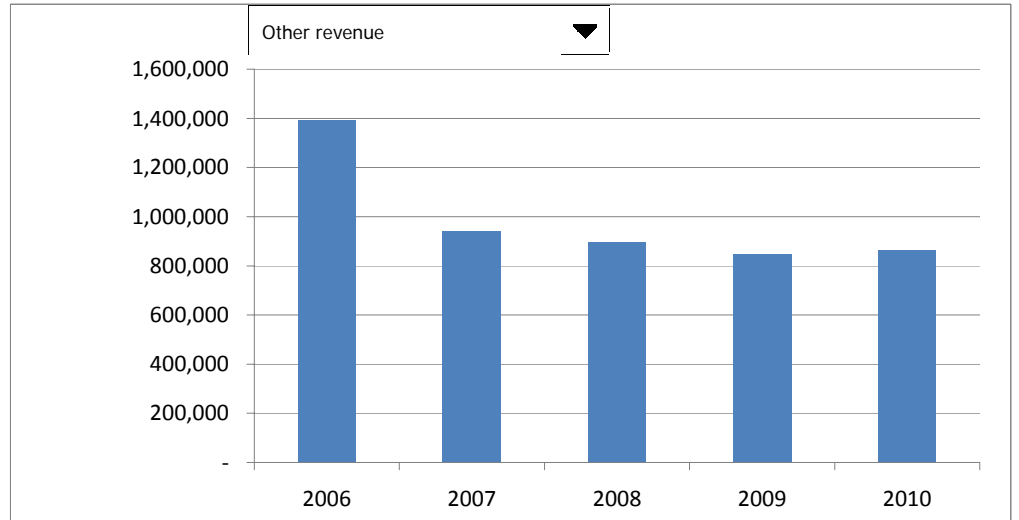
2. Compared to the prior year

	2009	2010	% change
Taxes	\$ 19,220,295	\$ 18,361,629	-4%
Licenses & permits	269,104	286,918	7%
from Federal Govt.	113,340	2,717,243	2297%
from State Govt.	5,826,187	5,257,304	-10%
Local contributions	-	-	n/a
Charges for services	10,359,166	10,543,243	2%
Fines & forfeitures	1,929,781	1,862,371	(0)
Interest & rent	443,182	171,260	(1)
Other revenue	847,849	863,996	2%
Total	\$ 39,008,904	\$ 40,063,964	3%

3. Revenue sources per capita - compared to the prior year



4. Historical trends of individual sources



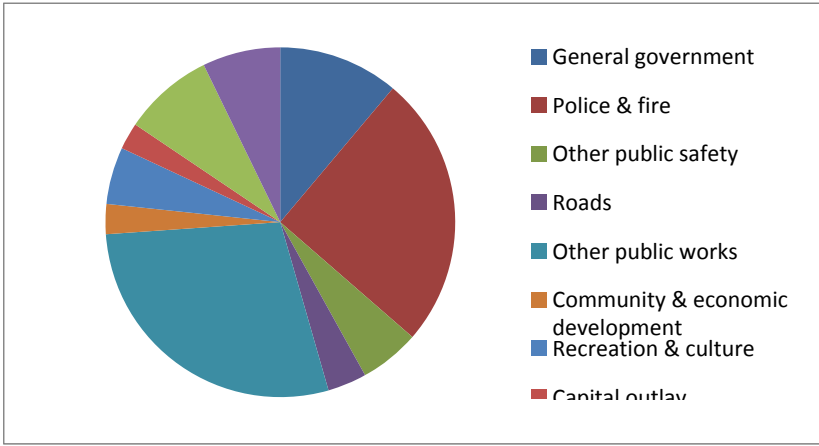
Commentary:

For more information on our unit's finances, contact Finance Director James Ghedotte at (248) 691-7546.

CITIZENS' GUIDE TO LOCAL UNIT FINANCES - City of Oak Park

EXPENDITURES

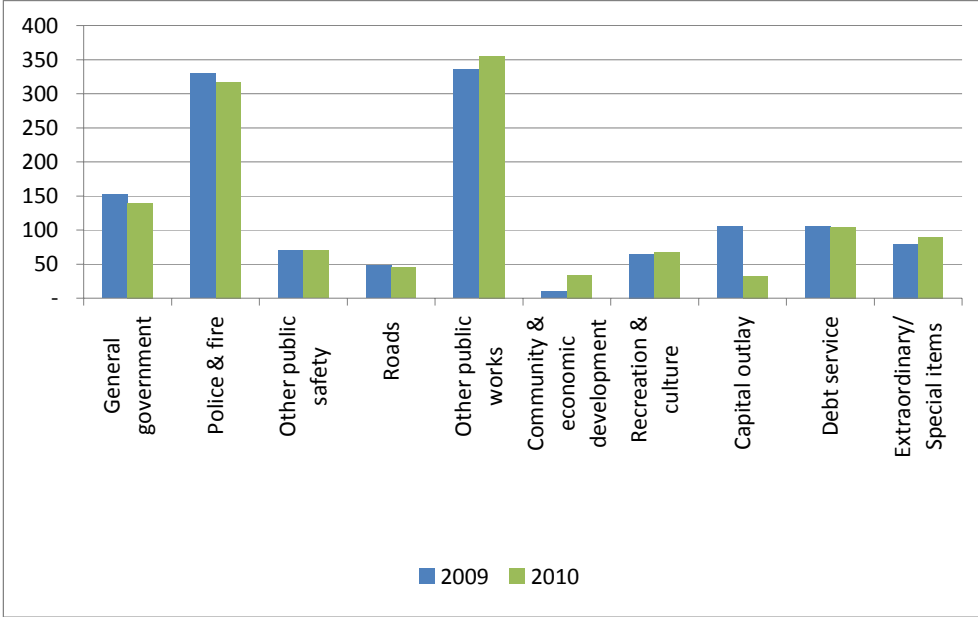
1. Where we spend our money (all governmental funds)



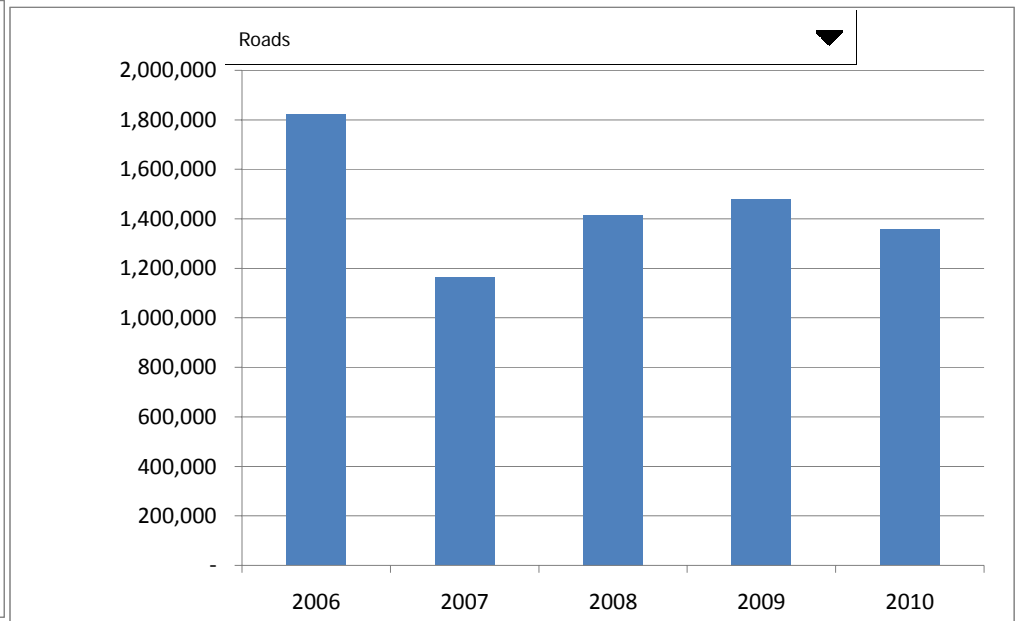
2. Compared to the prior year

	2009	2010	% change
General government	\$ 4,655,632	\$ 4,261,390	-8%
Police & fire	10,087,745	9,699,945	-4%
Other public safety	2,135,060	2,135,210	0%
Roads	1,480,601	1,357,550	-8%
Other public works	10,266,543	10,871,850	6%
Health & welfare	-	-	n/a
Community & economic develop	281,927	1,045,643	271%
Recreation & culture	1,978,109	2,069,075	5%
Capital outlay	3,227,400	991,354	-69%
Debt service	3,222,874	3,180,434	-1%
Interfund transfers (net)	-	-	n/a
total expenditures	\$ 39,768,736	\$ 38,347,457	-4%

3. Spending per capita - compared to the prior year



4. Historical trends of individual departments:

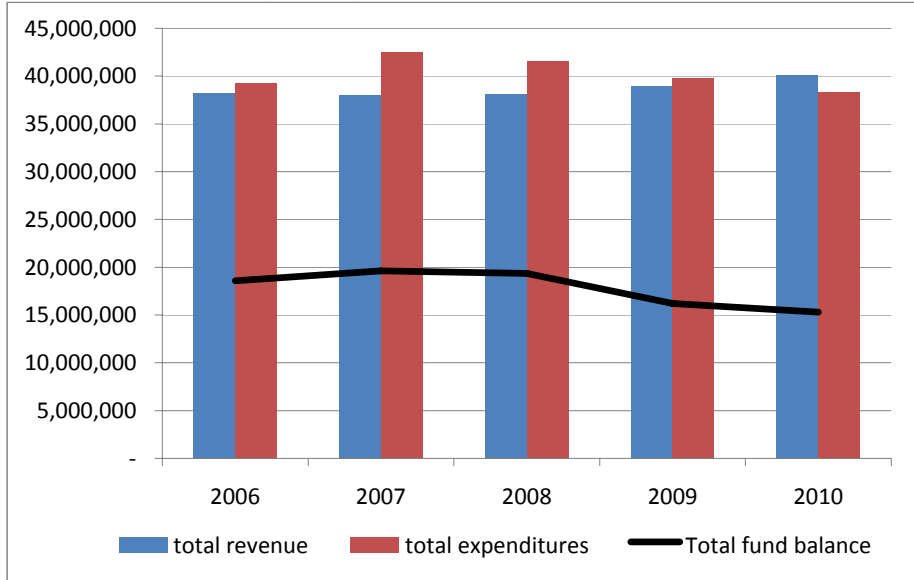


Commentary:

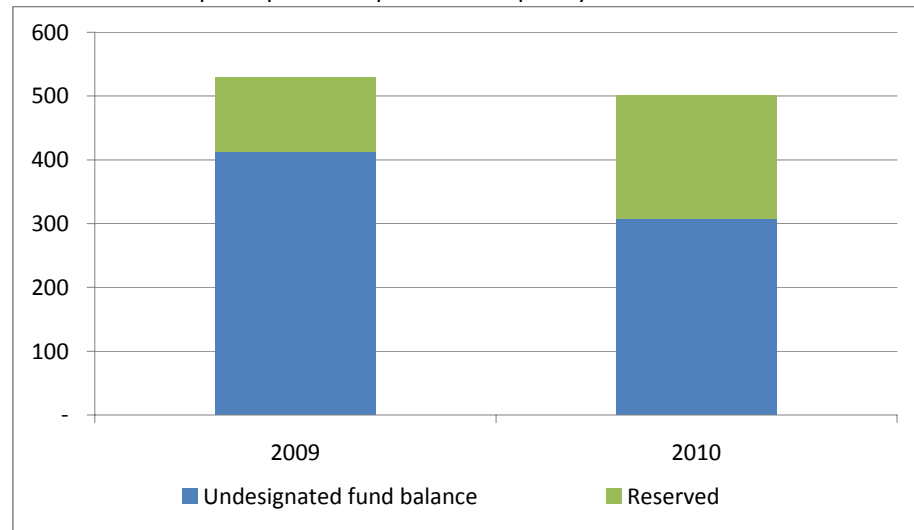
For more information on our unit's finances, contact Finance Director James Ghedotte at (248) 691-7546.

CITIZENS' GUIDE TO LOCAL UNIT FINANCES - City of Oak Park

1. How have we managed our governmental fund resources (fund balance)?



3. Fund balance per capita - compared to the prior year

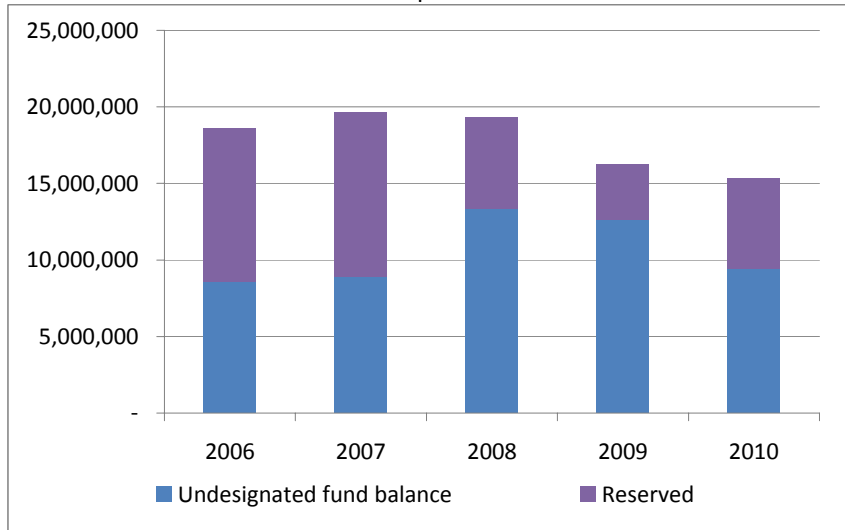


FINANCIAL POSITION

2. Compared to the prior year

	2009	2010	% change
Revenue	39,008,904	40,063,964	3%
Expenditures	39,768,736	38,347,457	-4%
Surplus (shortfall)	(759,832)	1,716,507	-326%
Fund balance, by component:			
Reserved	3,587,326	5,926,013	65%
Designated	-	-	#DIV/0!
Undesignated	12,633,718	9,391,550	-26%
total fund balance	16,221,044	15,317,563	-6%

4. Historical trends of individual components



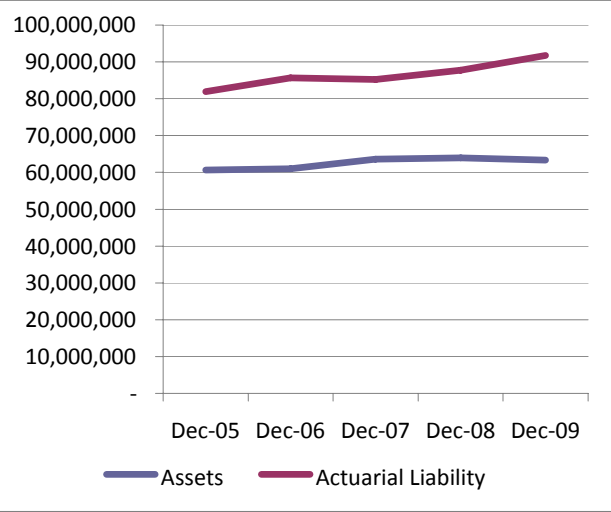
Commentary:

For more information on our unit's finances, contact Finance Director James Ghedotte at (248) 691-7546.

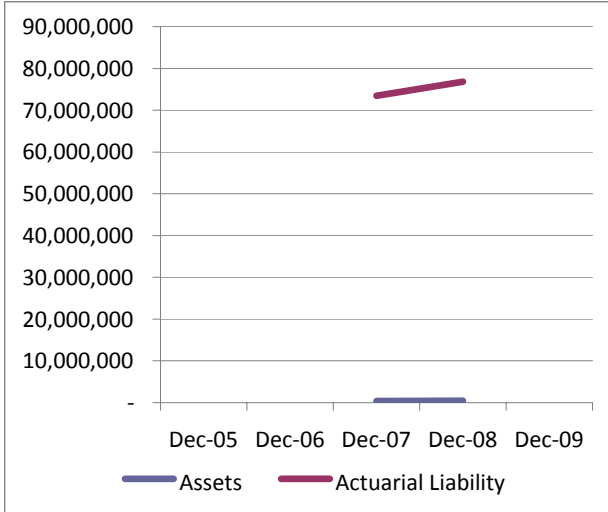
CITIZENS' GUIDE TO LOCAL UNIT FINANCES - City of Oak Park

OTHER LONG TERM OBLIGATIONS

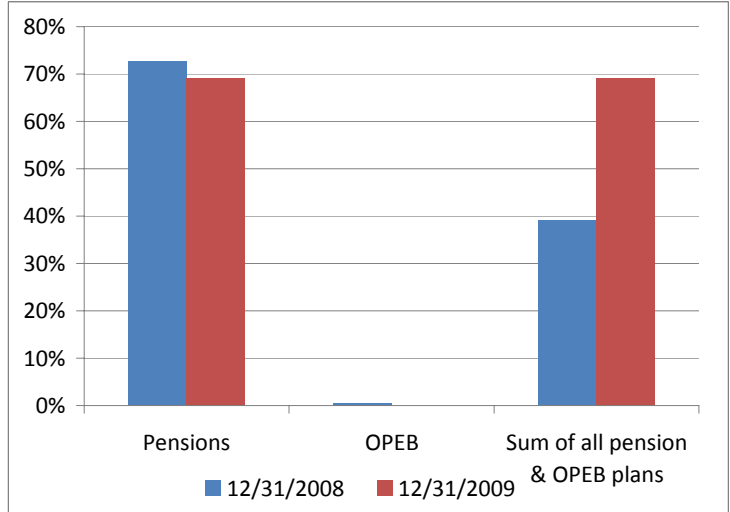
1. Pension funding status



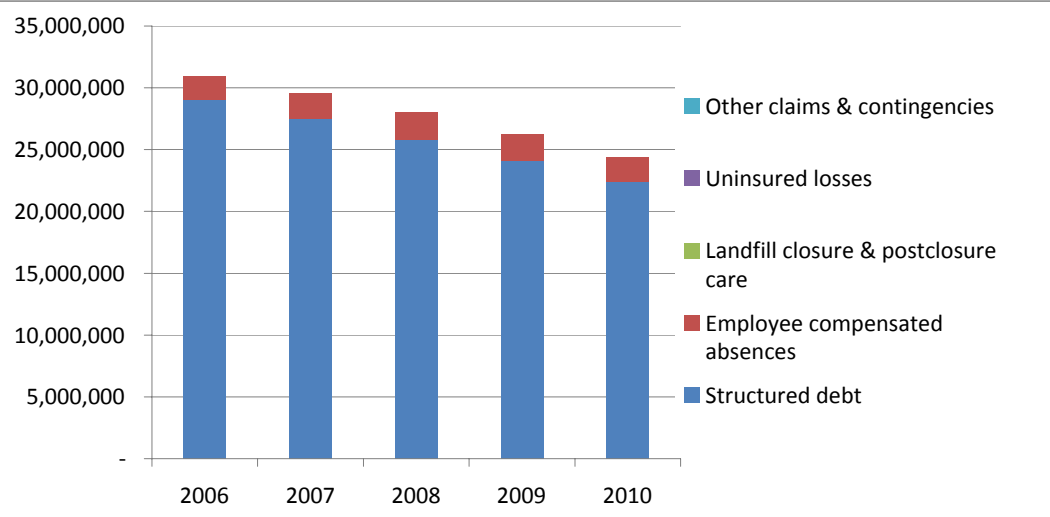
2. Retiree Health care funding status



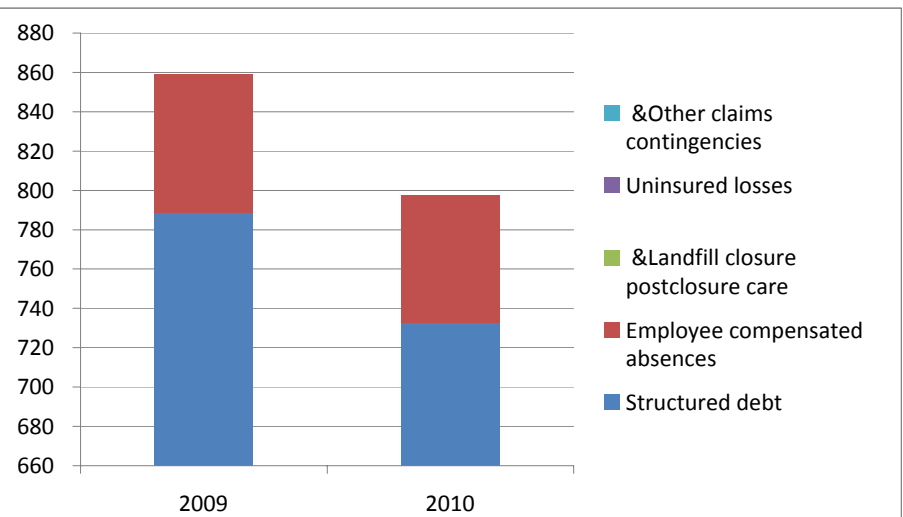
3. Percent funded - compared to the prior year



4. Long Term Debt obligations:



5. Debt & other long term obligations per capita - compared to the prior year



Commentary:

For more information on our unit's finances, contact Finance Director James Ghedotte at (248) 691-7546.